

The Parts of the Human Reproductive System

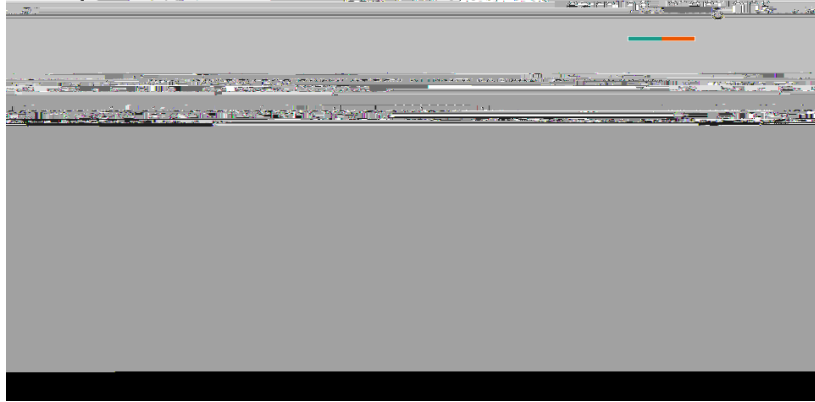
<p>What are parts of the human reproductive system? How can I keep my reproductive system healthy?</p>	<p>I can identify the parts of the human reproductive system. I can describe simple ways to keep these parts healthy.</p>
--	---

	<p>An essential part of our overall well-being and taking care of our sexual health is being able to understand the relevant organs in our bodies (anatomy) and the way that they function (physiology), particularly as it pertains to the human reproduction cycle. This lesson is primarily focused on anatomy</p>		
Anatomy	Physiology	Human Reproduction Cycle	
<p>Male Reproductive System Female Reproductive System</p>	<p>Functions and roles of male and female reproductive systems</p>	<p>Menstruation Sperm Production Fertilization Implantation Pregnancy</p>	


7 - 4

- 1.1 Explain physical, social, and emotional changes associated with adolescence.
- 3.1 identify trusted adults in one's family, school, and community for advice and counseling regarding reproductive and sexual health.
- 3.2 Locate medically and scientifically accurate sources of information on reproductive health
- 4.1 Practice effective communication skills with parents, guardians, health care providers, or other trusted adults by discussing issues related to reproductive and sexual health
- 7.3 Describe personal actions that can protect reproductive and sexual health






Share the Learning Intentions for this lesson with students.
Clarify any information.




Teaching agreement is shared in each lesson. Int/




Review these questions with students, then lead a discussion. Discussion format could be in whole class, small group, or in pairs.





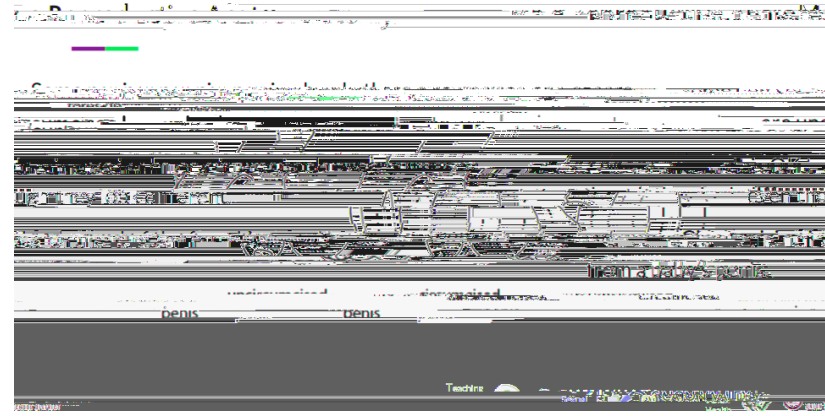
Positions the human reproductive system as one of many important systems in the human body. Examples such as the respiratory, circulatory, and nervous system are provided for context.






Some parts of the reproductive system are internal and some parts are external.

Follow along with your grk



Remind students that everyone's penis looks slightly different, but the main difference is whether it's circumcised or not.






Share with students ways to keep the parts of their reproductive system healthy.

Allow time for students to discuss the question, "What are you already doing to keep your reproductive system healthy?"



Have students identify a few things they now know about the parts of the human reproductive system.



Remind students to continue this conversation at home, with a parent/guardian, or other trusted adult.

Sources

[WHO: Adolescent health](#)

[The Growing Child: Adolescent 13 to 18 Years | Johns Hopkins Medicine](#)

[Puberty, Developmental Processes, and Health Interventions - Child and Adolescent Health and Development - NCBI Bookshelf](#)